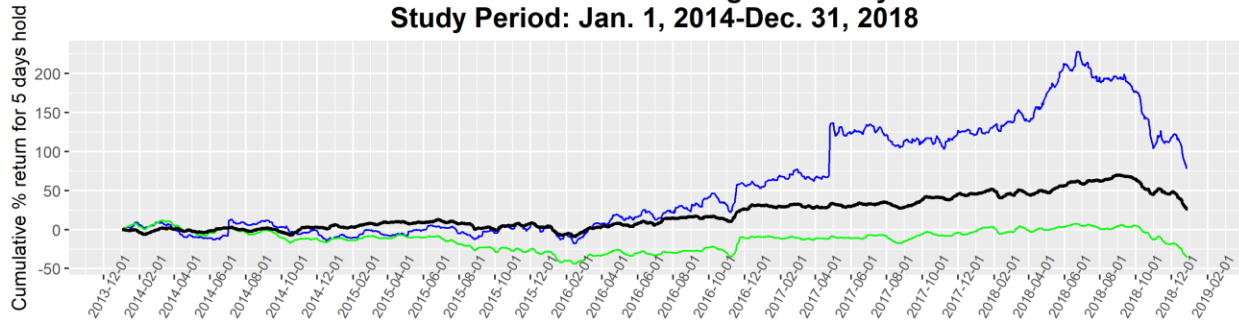
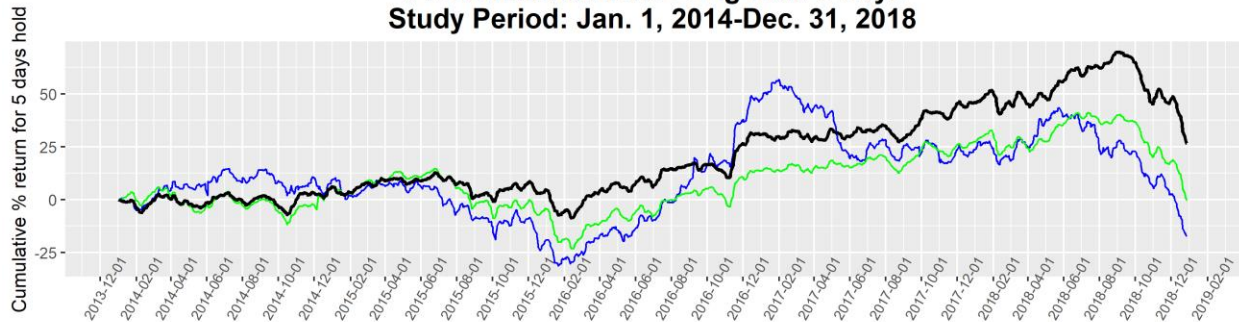


**Cumulative Returns for Cap_2_250m Recommendations, Group and Benchmark IJR
5 recommendations Long Hold 5 days
Study Period: Jan. 1, 2014-Dec. 31, 2018**



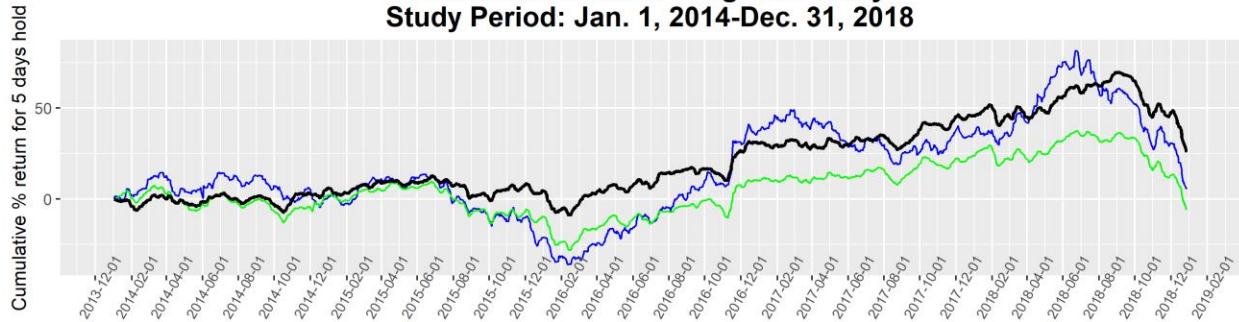
Cumulative return for all recommended stocks for that day
 Recommendations: 78 % Cap_2_250m Unweighted Sector : -35 % Benchmark: 26 %
 5 recommendations (blue); Cap_2_250m Unweighted Sector (green); Benchmark IJR (black)
 Copyright 2019 ZZAlpha LTD.

**Cumulative Returns for Cap_250_1000m Recommendations, Group and Benchmark IJR
5 recommendations Long Hold 5 days
Study Period: Jan. 1, 2014-Dec. 31, 2018**



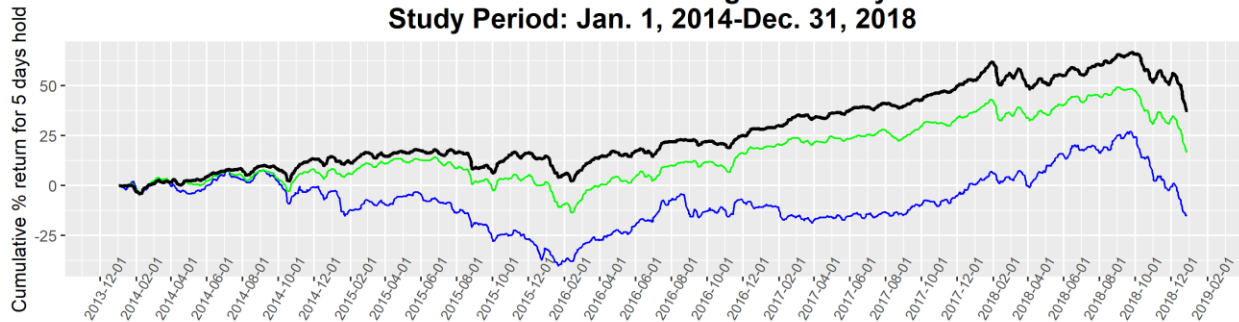
Cumulative return for all recommended stocks for that day
 Recommendations: -17 % Cap_250_1000m Unweighted Sector : 0 % Benchmark: 26 %
 5 recommendations (blue); Cap_250_1000m Unweighted Sector (green); Benchmark IJR (black)
 Copyright 2019 ZZAlpha LTD.

**Cumulative Returns for Cap_20_1000m Recommendations, Group and Benchmark IJR
5 recommendations Long Hold 5 days
Study Period: Jan. 1, 2014-Dec. 31, 2018**



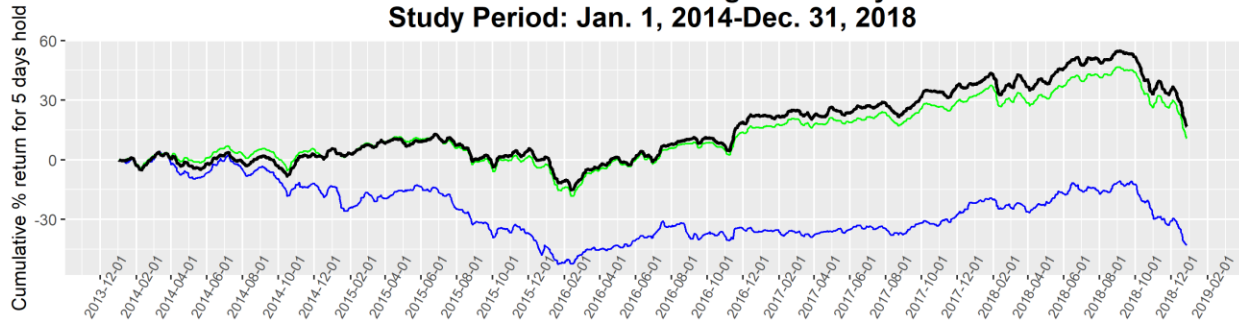
Cumulative return for all recommended stocks for that day
 Recommendations: 5 % Cap_20_1000m Unweighted Sector : -5 % Benchmark: 26 %
 5 recommendations (blue); Cap_20_1000m Unweighted Sector (green); Benchmark IJR (black)
 Copyright 2019 ZZAlpha LTD.

**Cumulative Returns for Cap_over1B Recommendations, Group and Benchmark IWB
5 recommendations Long Hold 5 days
Study Period: Jan. 1, 2014-Dec. 31, 2018**



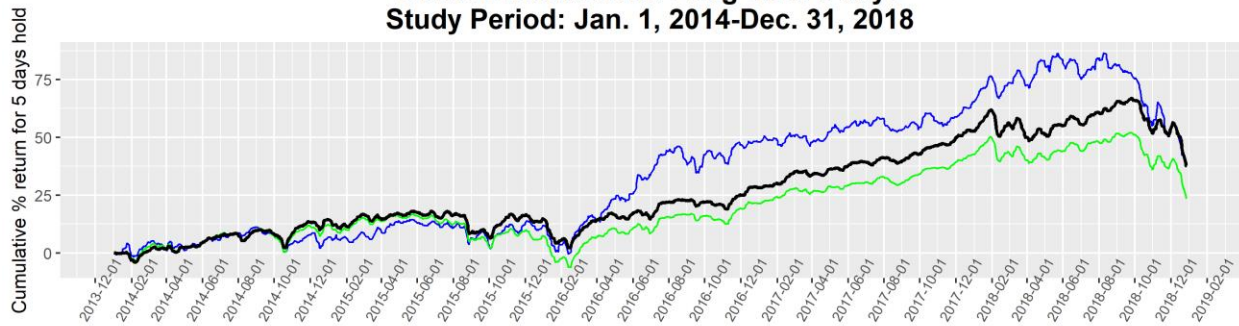
Cumulative return for all recommended stocks for that day
 Recommendations: -15 % Cap_over1B Unweighted Sector : 16 % Benchmark: 37 %
 5 recommendations (blue); Cap_over1B Unweighted Sector (green); Benchmark IWB (black)
 Copyright 2019 ZZAlpha LTD.

**Cumulative Returns for Cap_1B_to_5B Recommendations, Group and Benchmark IWM
5 recommendations Long Hold 5 days
Study Period: Jan. 1, 2014-Dec. 31, 2018**



Cumulative return for all recommended stocks for that day
 Recommendations: -42 % Cap_1B_to_5B Unweighted Sector : 10 % Benchmark: 16 %
 5 recommendations (blue); Cap_1B_to_5B Unweighted Sector (green); Benchmark IWM (black)
 Copyright 2019 ZZAlpha LTD.

**Cumulative Returns for Cap_over5B Recommendations, Group and Benchmark IWB
5 recommendations Long Hold 5 days
Study Period: Jan. 1, 2014-Dec. 31, 2018**



Cumulative return for all recommended stocks for that day
 Recommendations: 39 % Cap_over5B Unweighted Sector : 23 % Benchmark: 37 %
 5 recommendations (blue); Cap_over5B Unweighted Sector (green); Benchmark IWB (black)
 Copyright 2019 ZZAlpha LTD.