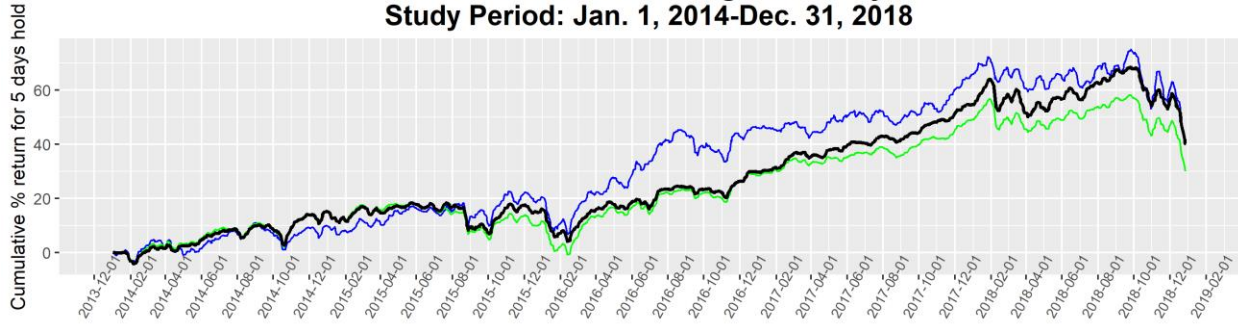
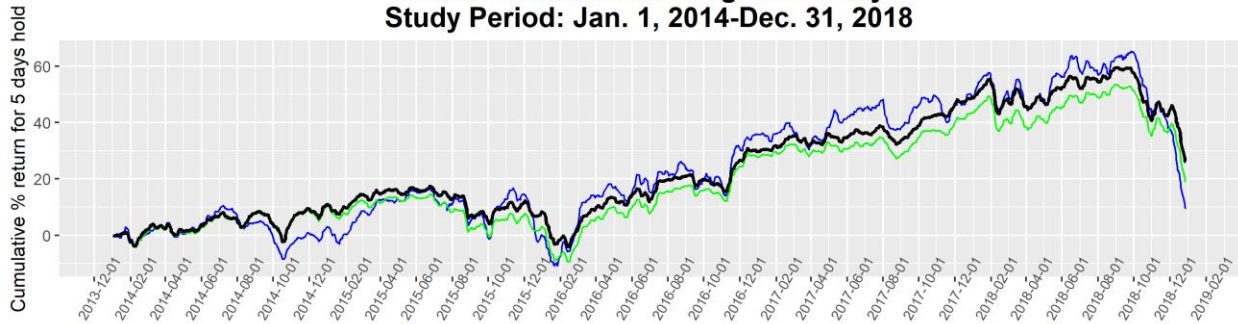


**Cumulative Returns for SP500 Recommendations, Group and Benchmark SPY
5 recommendations Long Hold 5 days
Study Period: Jan. 1, 2014-Dec. 31, 2018**



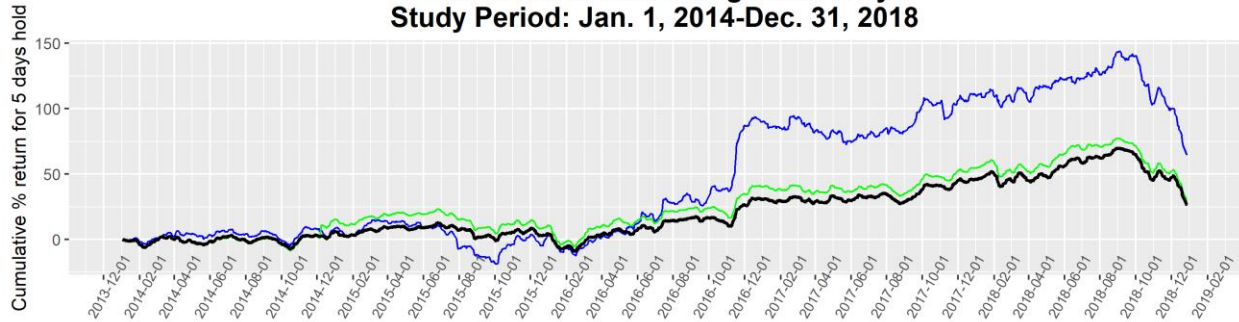
Cumulative return for all recommended stocks for that day
 Recommendations: 40 % SP500 Unweighted Sector : 30 % Benchmark: 40 %
 5 recommendations (blue); SP500 Unweighted Sector (green); Benchmark SPY (black)
 Copyright 2019 ZZAlpha LTD.

**Cumulative Returns for SPMid400 Recommendations, Group and Benchmark IJH
5 recommendations Long Hold 5 days
Study Period: Jan. 1, 2014-Dec. 31, 2018**



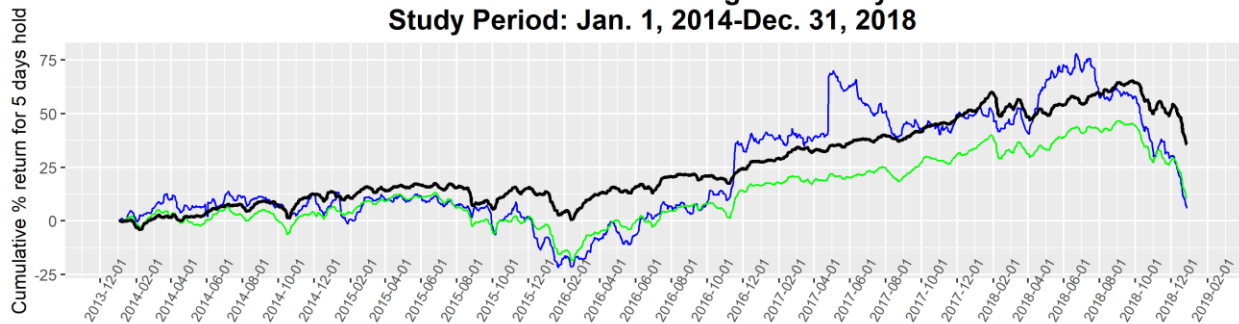
Cumulative return for all recommended stocks for that day
 Recommendations: 9 % SPMid400 Unweighted Sector : 19 % Benchmark: 26 %
 5 recommendations (blue); SPMid400 Unweighted Sector (green); Benchmark IJH (black)
 Copyright 2019 ZZAlpha LTD.

**Cumulative Returns for SPSm600 Recommendations, Group and Benchmark IJR
5 recommendations Long Hold 5 days
Study Period: Jan. 1, 2014-Dec. 31, 2018**



Cumulative return for all recommended stocks for that day
 Recommendations: 65 % SPSm600 Unweighted Sector : 30 % Benchmark: 26 %
 5 recommendations (blue); SPSm600 Unweighted Sector (green); Benchmark IJR (black)
 Copyright 2019 ZZAlpha LTD.

**Cumulative Returns for AllCap Recommendations, Group and Benchmark IWV
5 recommendations Long Hold 5 days
Study Period: Jan. 1, 2014-Dec. 31, 2018**



Cumulative return for all recommended stocks for that day
 Recommendations: 5 % AllCap Unweighted Sector : 10 % Benchmark: 35 %
 5 recommendations (blue); AllCap Unweighted Sector (green); Benchmark IWV (black)
 Copyright 2019 ZZAlpha LTD.