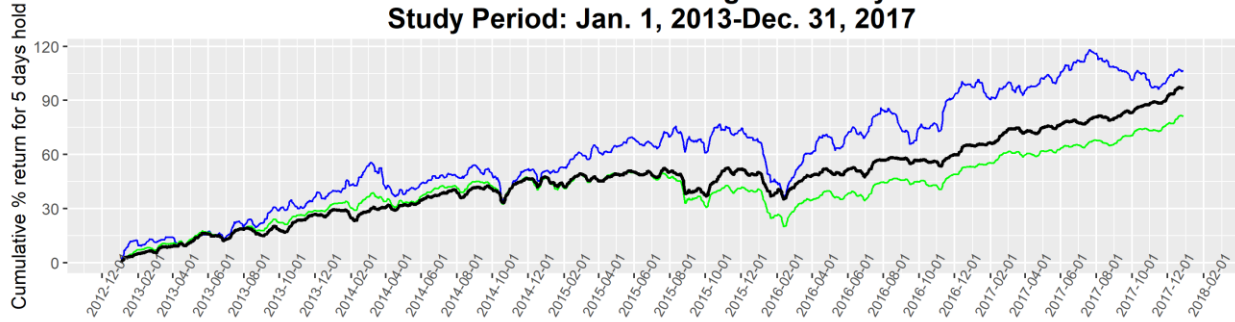
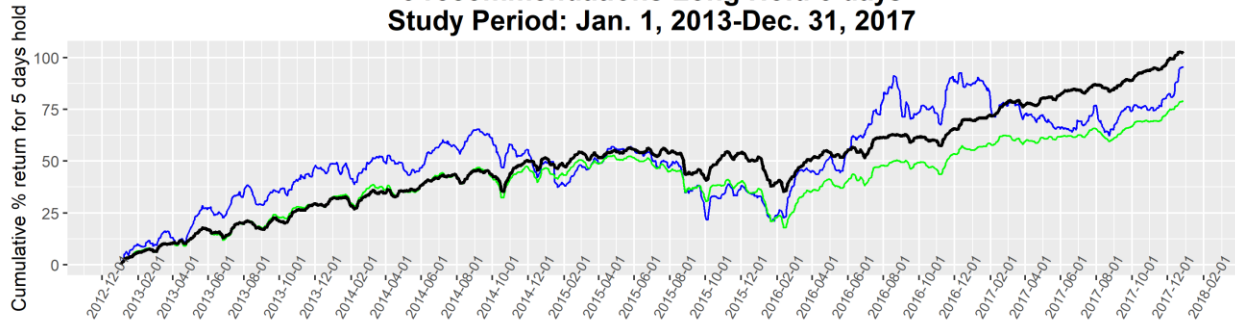


Cumulative Returns for Very_High_Liquidity Recommendations, Group and Benchmark OE
5 recommendations Long Hold 5 days
Study Period: Jan. 1, 2013-Dec. 31, 2017



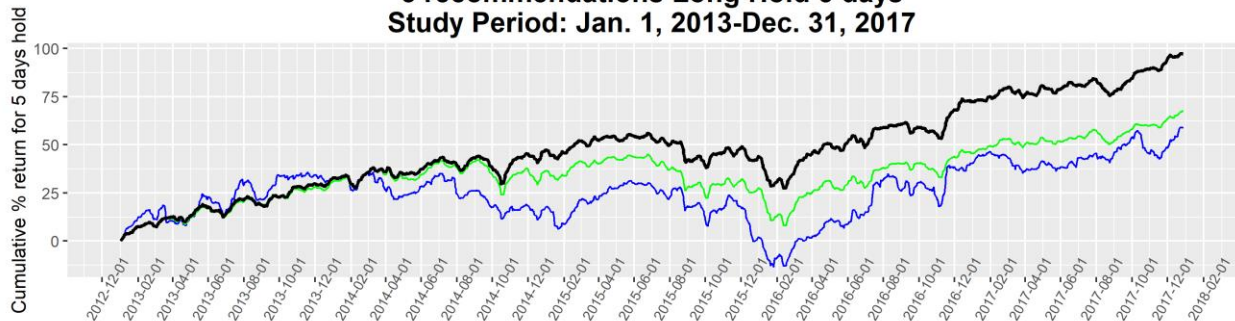
Cumulative return for all recommended stocks for that day
 Recommendations: 106 % Very_High_Liquidity Unweighted Sector : 81 % Benchmark: 96 %
 5 recommendations (blue); Very_High_Liquidity Unweighted Sector (green); Benchmark OEF (black)
 Copyright 2018 ZZAlpha LTD.

Cumulative Returns for High_Liquidity Recommendations, Group and Benchmark IWB
5 recommendations Long Hold 5 days
Study Period: Jan. 1, 2013-Dec. 31, 2017



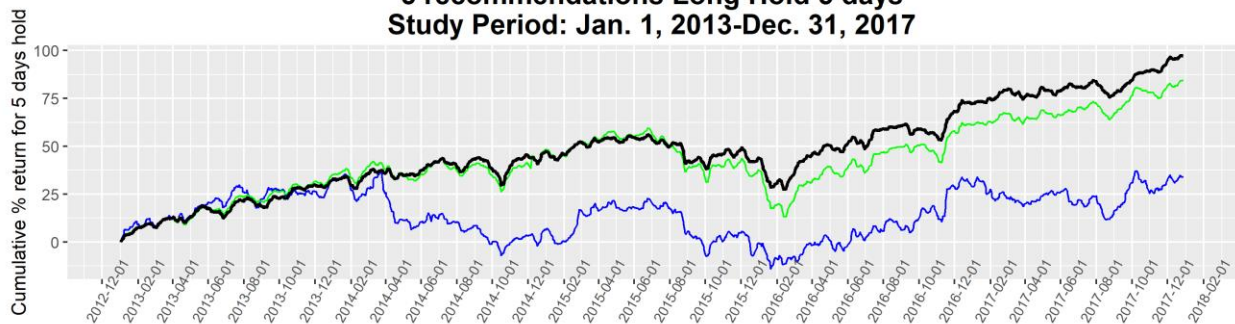
Cumulative return for all recommended stocks for that day
 Recommendations: 95 % High_Liquidity Unweighted Sector : 79 % Benchmark: 101 %
 5 recommendations (blue); High_Liquidity Unweighted Sector (green); Benchmark IWB (black)
 Copyright 2018 ZZAlpha LTD.

**Cumulative Returns for Mid_Hi_Liquidity Recommendations, Group and Benchmark IJH
5 recommendations Long Hold 5 days
Study Period: Jan. 1, 2013-Dec. 31, 2017**



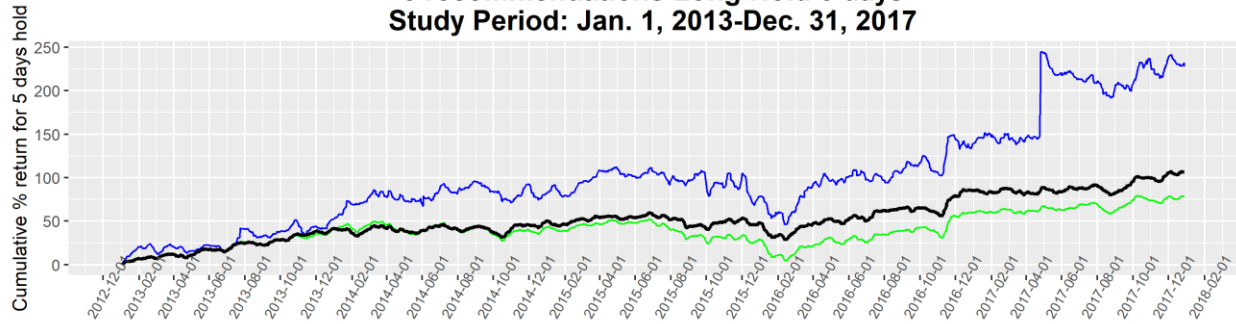
Cumulative return for all recommended stocks for that day
 Recommendations: 58 % Mid_Hi_Liquidity Unweighted Sector : 67 % Benchmark: 97 %
 5 recommendations (blue); Mid_Hi_Liquidity Unweighted Sector (green); Benchmark IJH (black)
 Copyright 2018 ZZAlpha LTD.

**Cumulative Returns for Mid_Liquidity Recommendations, Group and Benchmark IJH
5 recommendations Long Hold 5 days
Study Period: Jan. 1, 2013-Dec. 31, 2017**



Cumulative return for all recommended stocks for that day
 Recommendations: 33 % Mid_Liquidity Unweighted Sector : 84 % Benchmark: 97 %
 5 recommendations (blue); Mid_Liquidity Unweighted Sector (green); Benchmark IJH (black)
 Copyright 2018 ZZAlpha LTD.

**Cumulative Returns for Low_Liquidity Recommendations, Group and Benchmark IJR
5 recommendations Long Hold 5 days
Study Period: Jan. 1, 2013-Dec. 31, 2017**



Cumulative return for all recommended stocks for that day
Recommendations: 227 % Low_Liquidity Unweighted Sector : 79 % Benchmark: 106 %
5 recommendations (blue); Low_Liquidity Unweighted Sector (green); Benchmark IJR (black)
Copyright 2018 ZZAlpha LTD.